

# REEF ICP TOTAL TEST



**Sample ID:** 20088545  
**Sample type:** Seawater  
**Volume aquarium in Litre:** 2300  
**Sample name:** Salty B  
**Sampling date:** 06-09-2024  
**Date of receipt:** 06-12-2024

Method: ICP-OES (inductively coupled plasma with optical emission spectrometry) and further procedures specifically for seawater.

Recommended values are optimized for coral reef aquariums.

You can find detailed information on the elements as well as recommendations for action and precise dosing instructions at:

<https://lab.faunamarin.de/en/home/analysis/141957>

## Basic physical-chemical values

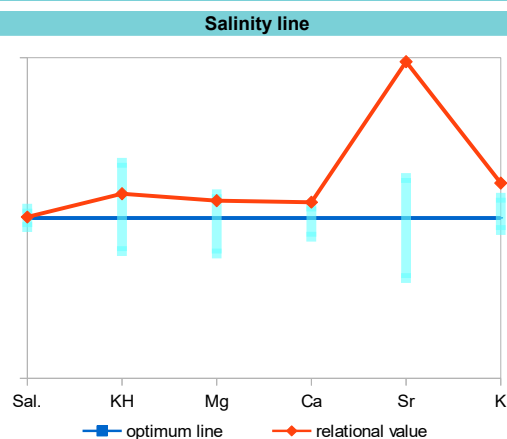
	measured	reference range
Conductivity (mS/cm 25°C)	53.2	51,7 - 53,0 - 54,5
Density (kg/Liter 25°C)	1.023	1,022 - 1,023 - 1,024
Specific density (25°C)	1.026	1,026 - - - 1,027
Salinity (ppt, psu)	35.1	34,0 - 35,0 - 36,0
pH level	8.35	7,90 - 8,30 - 8,40
Carbonate hardness (in °dKH)	7.8	6,5 - 7,3 - 8,5
CO <sub>2</sub> (mg/l)	1.01	0,04 - - - 2,5
acid binding capacity pH 4,3 (mmol/L)	2.78	2,3 - 2,58 - 3,0
odor	none	none
colour	none	none

## Major elements, lime elements and halogens in mg/Litre (1 mg = 0,001 g)

	measured	reference range	rel. 35 psu
Chloride Cl <sup>-</sup>	19411	18700 - 19500 - 20300	19374
Sodium Na	10844	9500 - 10700 - 11500	10823
Sulphur S	751	850 - 900 - 950	750
Sulphate SO <sub>4</sub> <sup>2-</sup>	2250	2550 - 2700 - 2850	2246
Potassium K	438	380 - 395 - 420	437
Boron B	6.37	3,80 - 4,50 - 5,50	6.36
Magnesium Mg	1423	1200 - 1350 - 1450	1420
Calcium Ca	446	400 - 425 - 440	445
Strontium Sr	11.9	6,50 - 8,00 - 9,00	11.88
Bromine Br	56.5	55,0 - 67,0 - 75,0	56.4
Fluoride F <sup>-</sup>	0.77	0,90 - 1,30 - 1,60	0.77
Iodine (total iodine, ICP-OES) I	0.12	0,055 - 0,065 - 0,080	0.12

## Relational values major elements and halogens - graphic representation salinity line

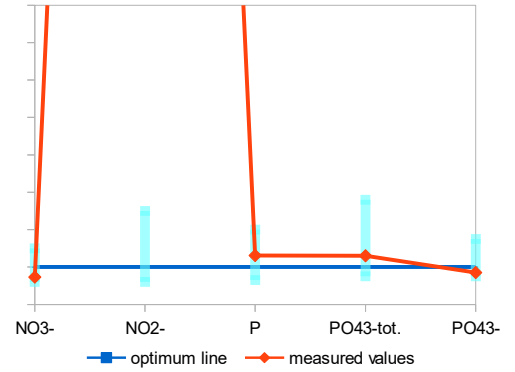
	relational value	reference range
Salinity measured : nominal Sal.	1	0,97 - 1,00 - 1,03
KH measured : nominal KH	1.08	0,90 - 1,00 - 1,17
Magnesium : Salinity Mg	40.6	33,3 - 38,6 - 42,6
Calcium : Salinity Ca	12.7	11,1 - 12,1 - 12,9
Strontium: Salinity Sr	0.34	0,18 - 0,23 - 0,26
Potassium : Salinity K	12.5	10,6 - 11,3 - 12,4
Boron : Salinity B	0.18	0,11 - 0,13 - 0,16
Chloride : Salinity Cl <sup>-</sup>	554	519 - 557 - 597
Sulphate : Salinity SO <sub>4</sub> <sup>2-</sup>	64.2	71,0 - 77,0 - 84,0
Chloride : Sulphate Cl <sup>-</sup> /SO <sub>4</sub> <sup>2-</sup>	8.63	6,60 - 7,20 - 8,00
Magnesium : Calcium Mg/Ca	3.19	2,70 - 3,20 - 3,60
Calcium : Strontium Ca/Sr	37.5	44,0 - 53,0 - 68,0
Bromide : Fluoride Br <sup>-</sup> /F <sup>-</sup>	73.4	34,0 - 52,0 - 83,0
Fluoride : Iodine F <sup>-</sup> /I	6.4	11,0 - 20,0 - 29,0



**Macronutrients**  
in mg/Litre (1 mg = 0,001 g)

		measured	reference range
Nitrate	NO <sub>3</sub> <sup>-</sup>	2.3	1,00 - 10,0
Nitrite	NO <sub>2</sub> <sup>-</sup>	6.31	< 0,20
Phosphorus (ICP-OES)	P	0.021	< 0,06
Total Phosphate (calculated)	PO <sub>4</sub> <sup>3-</sup> tot.	0.064	0,02 - 0,18
Ortho-Phosphate (photometric)	PO <sub>4</sub> <sup>3-</sup>	0.028	0,02 - 0,10
Silicon	Si	0.42	0,10 - 0,20
Silicate (calculated)	SiO <sub>2</sub>	0.91	0,20 - 0,40
<b>Relational values</b>			
Total Phosphate : Nitrate		36	90 - 110
Total Phosphate : Ortho-Phosphate		2.286	~ 1,00
Total Phosphate : Iodine		0.54	0,13 - 1,67

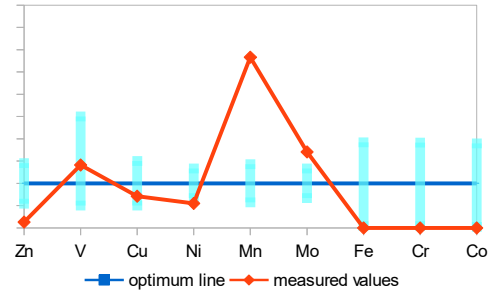
**Nutrients**



**Physiologically relevant trace elements and color-relevant micronutrients**  
in µg/Litre (1 µg = 0,000001 g)

		measured	reference range
Zinc	Zn	0.7	3,00 - 8,00
Vanadium	V	5.64	2,00 - 10,0
Copper	Cu	2.84	2,00 - 6,00
Nickel	Ni	2.48	3,00 - 6,00
Manganese	Mn	0.67	0,10 - 0,25
Molybdenum	Mo	25.6	10,0 - 20,0
Iron	Fe	n.n.	0,05 - 2,50
Chrome	Cr	n.n.	0,05 - 2,30
Cobalt	Co	n.n.	0,02 - 1,90

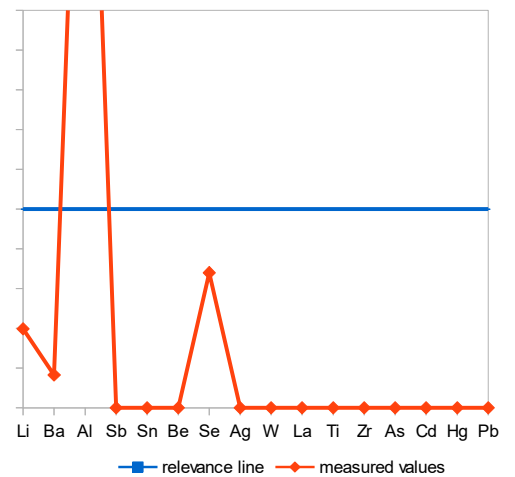
**Dynamic Elements**



**Other trace elements and potential harmful substances**  
in µg/Litre (1 µg = 0,000001 g)

		measured	reference range
Lithium	Li	199	180 - 350
Barium	Ba	33	5,00 - 50,0
Aluminium	Al	130	5,00 - 30,0
Antimony	Sb	n.n.	< 10,0
Tin	Sn	n.n.	< 10,0
Beryllium	Be	n.n.	0,05 - 1,40
Selenium	Se	6.8	0,90 - 5,50
Silver	Ag	n.n.	< 10,0
Tungsten	W	n.n.	< 30,0
Lanthanum	La	n.n.	2,00 - 10,0
Titanium	Ti	n.n.	0,50 - 3,50
Zirconium	Zr	n.n.	1,00 - 2,20
Arsenic	As	n.n.	< 1,00
Cadmium	Cd	n.n.	< 1,00
Mercury	Hg	n.n.	< 1,00
Lead	Pb	n.n.	< 1,00

**Relevance line**



**Osmosis water**

in mg/Liter (1 mg = 0,001 g)		measured	reference range
Calcium	Ca	n.n.	n.n.
Potassium	K	n.n.	n.n.
Magnesium	Mg	n.n.	n.n.
Sodium	Na	n.n.	n.n.
Sulphur	S	n.n.	n.n.
Phosphorus (ICP-OES)	P	n.n.	n.n.
Total Phosphate (calculated)	PO <sub>4</sub> <sup>3-</sup> tot.	n.n.	n.n.
Silicon	Si	n.n.	n.n.
Silicate (calculated)	SiO <sub>2</sub>	n.n.	n.n.

**in µg/Liter (1 µg = 0,000001 g)**

Aluminium	Al	n.n.	n.n.
Lead	Pb	n.n.	n.n.
Cadmium	Cd	n.n.	n.n.
Chrome	Cr	n.n.	n.n.
Iron	Fe	n.n.	n.n.
Copper	Cu	n.n.	n.n.
Lithium	Li	n.n.	n.n.
Nickel	Ni	n.n.	n.n.
Mercury	Hg	n.n.	n.n.
Tin	Sn	n.n.	n.n.
Zinc	Zn	n.n.	n.n.

Measured values of type "> 24" indicate that the concentration is above the calibrated range and therefore cannot be determined definitively. In these cases it is indicated how much at least is present (e.g. 24 µg/l). Abbreviations: n.g. (not measured), n.n. (not detectable).